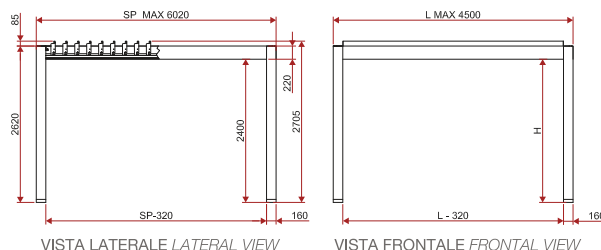
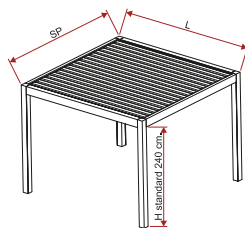


CLIMAX

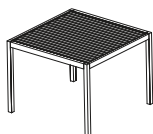
Ciente Client

Prodotto Product

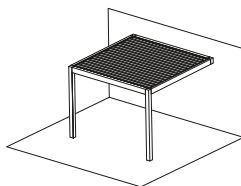
CLIMAX



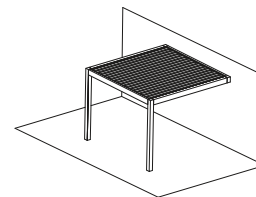
Climax modulo singolo Climax single form



Modulo singolo a isola
Islet single form

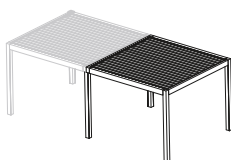


Modulo singolo addossato lato larghezza
Placed on the width side single form

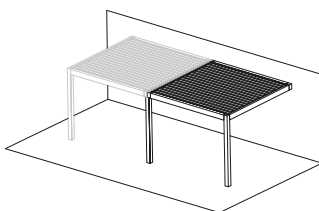


Modulo singolo addossato lato sporgente
Placed single form with protruding side

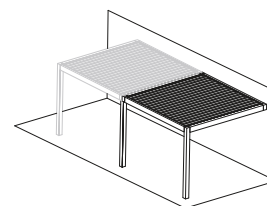
Climax modulo accoppiato Climax coupling form



Modulo singolo accoppiato a isola
Islet coupling single form



Modulo singolo addossato accoppiato lato larghezza
Coupling placed on the width side single form



Modulo singolo addossato accoppiato lato sporgente
Coupling placed single form with protruding side

DIMENSIONI MODULO SINGOLO SINGLE FORM DIMENSIONS

LARGHEZZA WIDTH (L=cm)	SPORGENZA PROTRUSION (SP=cm)	ALTEZZA HEIGHT (H=cm)

DIMENSIONI MODULO ACCOPIATO COUPLING FORM DIMENSIONS

LARGHEZZA WIDTH (L=cm)	SPORGENZA PROTRUSION (SP=cm)	ALTEZZA HEIGHT (H=cm)

Colore struttura Colour structure

RAL 9010 di serie *standard*

Grigio ferro | *Iron grey* di serie *standard*

Bianco opaco | *Opaque white* di serie *standard*

Colore lamelle | *Slats colour*

Cod. RAL _____

Accessori Accessories

Sensore vento | *Wind sensor* Sistema audio | *Audio system*

Sensore pioggia | *Rain sensor* Gronde aggiuntive | *Additional eave*

Sensore temperatura | *Temperature sensor* Piantone aggiuntivo | *Additional column*

Sensore neve | *Snow sensor* LED spot | *LED spot*

Telecomando 1 canale | *Remote control one channel* LED line | *LED line*

Telecomando multicanale | *Remote control multichannel*

ACCESSORI ACCESSORIES

CODICE CODE	DESCRIZIONE DESCRIPTION	QUANTITÀ QUANTITY