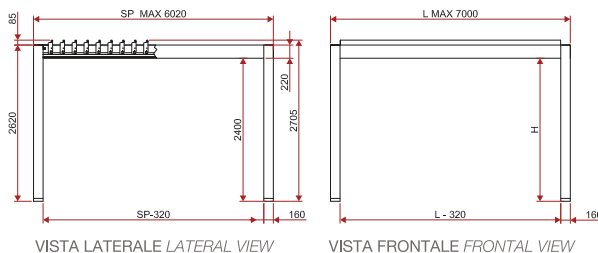
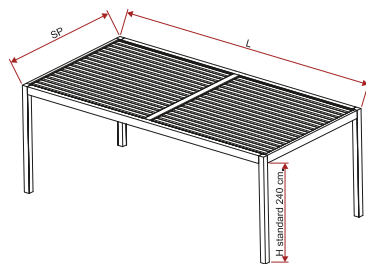


CLIMAX BIG

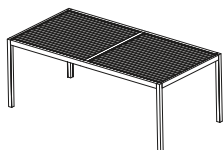
Ciente Client

Prodotto Product

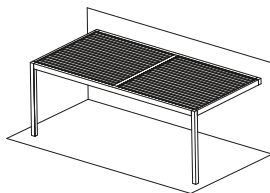
CLIMAX BIG



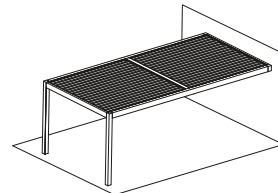
Climax Big modulo singolo Climax Big single form



Modulo Big a isola
Islet Big form




Modulo Big addossato lato larghezza
Placed on the width side Big form

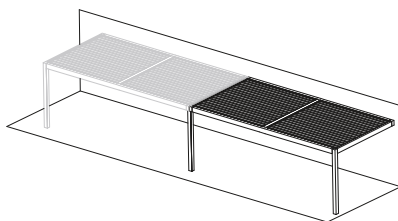


Modulo Big addossato lato sporgente
Placed Big form with protruding side

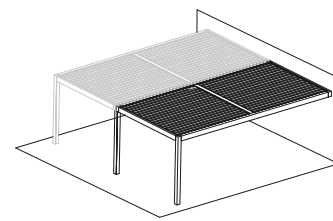
Climax Big modulo accoppiato Climax Big coupling form



Modulo Big accoppiato a isola
Islet coupling Big form



Modulo Big addossato accoppiato lato larghezza
Coupling placed on the width side Big form



Modulo Big addossato accoppiato lato sporgente
Coupling placed Big form with protruding side

DIMENSIONI MODULO SINGOLO SINGLE FORM DIMENSIONS

LARGHEZZA WIDTH (L=cm)	SPORGENZA PROTRUSION (SP=cm)	ALTEZZA HEIGHT (H=cm)

DIMENSIONI MODULO ACCOCCIATO COUPLING FORM DIMENSIONS

LARGHEZZA WIDTH (L=cm)	SPORGENZA PROTRUSION (SP=cm)	ALTEZZA HEIGHT (H=cm)

Colore struttura Colour structure

RAL 9010 di serie standard

Grigio ferro | Iron grey di serie standard

Bianco opaco | Opaque white di serie standard

Colore lamelle | Slats colour

Cod. RAL _____

Accessori Accessories

Sensore vento | Wind sensor Sistema audio | Audio system

Sensore pioggia | Rain sensor Gronde aggiuntive | Additional eave

Sensore temperatura | Temperature sensor Piantone aggiuntivo | Additional column

Sensore neve | Snow sensor LED spot | LED spot

Telecomando 1 canale | Remote control one channel LED line | LED line

Telecomando multicanale | Remote control multichannel

ACCESSORI ACCESSORIES

CODICE CODE	DESCRIZIONE DESCRIPTION	QUANTITÀ QUANTITY