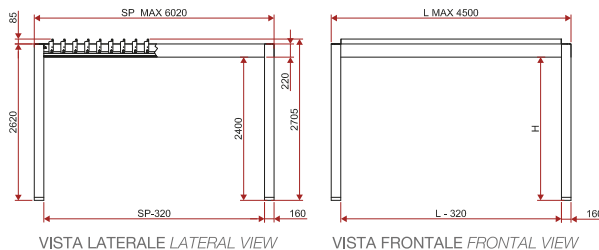
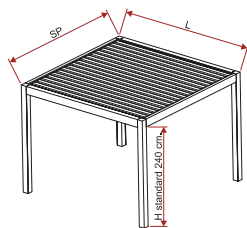


# CLIMAX

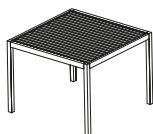
## CLIENTE CLIENT

## PRODOTTO PRODUCT

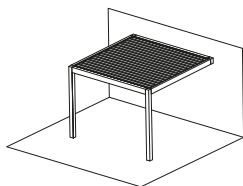
Climax | Climax



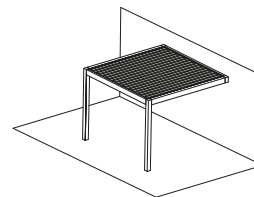
## CLIMAX MODULO SINGOLO CLIMAX SINGLE FORM



Modulo singolo a isola  
Islet single form



Modulo singolo addossato lato larghezza  
Placed on the width side single form

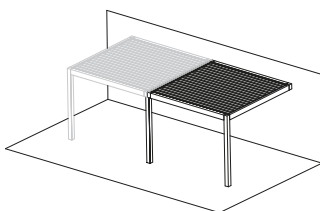


Modulo singolo addossato lato sporgente  
Placed single form with protruding side

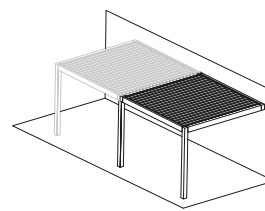
## CLIMAX MODULO ACCOPPIATO CLIMAX COUPLING FORM



Modulo singolo accoppiato a isola  
Islet coupling single form



Modulo singolo addossato accoppiato lato larghezza  
Coupling placed on the width side single form



Modulo singolo addossato accoppiato lato sporgente  
Coupling placed single form with protruding side

### DIMENSIONI MODULO SINGOLO SINGLE FORM DIMENSIONS

LARGHEZZA WIDTH (L=cm)	SPORGENZA PROTRUSION (SP=cm)	ALTEZZA HEIGHT (H=cm)

### DIMENSIONI MODULO ACCOPPIATO COUPLING FORM DIMENSIONS

LARGHEZZA WIDTH (L=cm)	SPORGENZA PROTRUSION (SP=cm)	ALTEZZA HEIGHT (H=cm)

### COLORE STRUTTURA COLOUR STRUCTURE

RAL 9010 di serie standard

Grigio ferro Iron grey di serie standard

Per altri colori RAL For other RAL +10%

Cod. \_\_\_\_\_

Per altre colorazioni chiedere preventivo For other colours ask for estimate

### ACCESSORI ACCESSORIES

Sensore vento | Wind sensor

Sensore pioggia | Rain sensor

Sensore temperatura | Temperature sensor

Sensore neve | Snow sensor

Telecomando 1 canale Remote control one channel

Telecomando multicanale Remote control multichannel

Sistema audio | Audio system

Gronde aggiuntive | Additional eave

Piantone aggiuntivo | Additional column

LED spot | LED spot

LED line | LED line

## ACCESSORI ACCESSORIES

CODICE CODE	DESCRIZIONE DESCRIPTION	QUANTITÀ QUANTITY